



District Report Card: 2017


State: Manipur	District: Imphal East
Class: 5	Subject: Language
Schools: 58	Students: 819


Participation/Coverage


Students

<div>GENDER</div> <div></div>	Boys		Girls	
	Number	%	Number	%
	347	42.37	472	57.63

<div>AREA</div> <div></div>	Rural		Urban	
	Number	%	Number	%
	736	89.87	83	10.13

<div>CATEGORY</div> <div></div>	SC		ST		OBC		GEN	
	Number	%	Number	%	Number	%	Number	%
	124	15.14	12	1.47	340	41.51	343	41.88

<div>CWSN</div> <div></div>	LD	VI	HI	S&LD	ID	Oth
	0	0	0	0	2	8

<div>Management</div> <div></div>	Government		Government-aided	
	Number	%	Number	%
	669	81.68	150	18.32

Average Performance of Students in Language (%)

Overall	Gender		Area		Management		Social Group			
	Male	Female	Rural	Urban	Govt.	Aided	SC	ST	OBC	GEN
56.53	57.04	56.16	55.53	65.46	57.71	51.29	56.77	42.22	58.02	55.47

Performance on Learning Outcomes (LOs)

Learning Outcomes	Description	Average Performance(%)
L504	Reads and comprehends independently storybooks, news items/ headlines, advertisements etc.	54.04
L508	Reads text with comprehension, locates details and sequence of events	57.78

Range of Performance of Students who Answered Correctly							
Below 30%		30% - 50%		50% - 75%		Above 75%	
Number	%	Number	%	Number	%	Number	%
149	18.19	164	20.02	307	37.48	199	24.30

Lowest Performing Learning Outcomes (LOs)

- 1 - Reads and comprehends independently storybooks, news items/ headlines, advertisements etc. (54.04)
- 2 - Reads text with comprehension, locates details and sequence of events (57.78)